

Working together to keep **you, your neighbours** and **your building safe**



Whether the strategy for your building is to stay put or to evacuate, the most important thing is that **if you hear an alarm**, you should **get out and close your front door** behind you.




- If you discover a fire or hear an alarm, make sure everyone inside your home is aware and immediately leaves the flat if it's safe to do so (see overleaf), and close the front door behind you
- Keep as low to the floor as you can, where the air is clearer
- Use the escape route that you've practised that leads you to the ground floor and out of the building, following fire exit signs. See page 5 for more information about planning your route.
- Aim to get to the stairwell if you can, as this should be a safe route out. If the stairway in your building is enclosed, it will have fire doors and may be ventilated - please remember to close any fire doors behind you.
- When you get outside the building, call 999 ask for the Fire Brigade, giving the building address
- Do not use the lift unless it's been agreed with us or your care or support provider as part of your personal evacuation plan.



What we mean by 'safe to do so'

- When you open the front door, if there's minimal smoke and it doesn't feel hot, it should be safe to get out.
- However, when you open the door, if the air's hot and there's lots of smoke, you should stay where you are, call 999, ask for the fire brigade and give them the building address. Open a window and stay close to it.



Planning an escape route

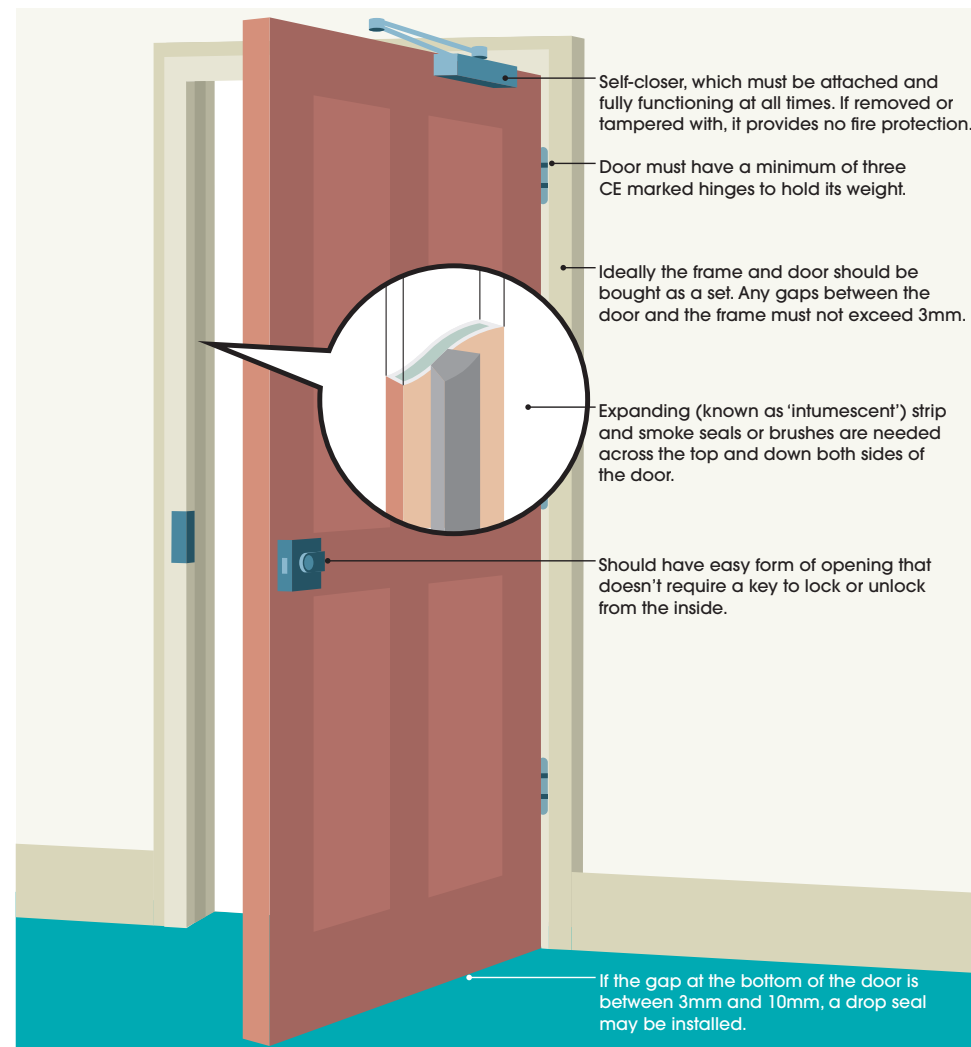
- Your best route is the way you normally go in and out of your home. However, there are likely to be several different ways you can get out in an emergency, so make sure you're familiar with all the alternatives in case your first option is affected or not safe to use.
- Aim to get to the stairwell if you can, as this should be a safe route out. If the stairway in your building is enclosed, it will have fire doors and may be ventilated – please remember to close any fire doors behind you.
- If any doors or windows that form part of your escape route are lockable, keep keys nearby (whilst keeping security in mind) and make sure everyone knows where they are. A torch is also useful in case you need to get out at night.
- Make sure all parts of your route are kept clear of obstructions at all times and don't store items such as pushchairs, bikes or shoes as they are trip hazards
- Most fire and rescue services offer free home visits and can provide advice and recommendations on escape routes. Contact your local fire service to find out more. You can find contact details online at www.nationalfirechiefs.org.uk/fire-and-rescue-services
- Practise walking the entire escape route regularly
- Let us know if any part of your escape route is blocked or not accessible.

Flat front doors – first line of defence

- Your flat front door is a fire door, with a self-closer and, if a fire were to break out inside your home, it would provide a minimum of 30 minutes of protection, giving the emergency services time to arrive and deal with the incident.
- Because flat front doors are so vital in protecting your household and others in your building, we have to carry out checks on them every year in taller buildings over 11 metres in order to comply with fire safety regulations. Please help by giving us access to check yours when we get in touch. Checks should take no more than 10 minutes and, if anything needs fixing, we'll arrange a time to do the work that's convenient for you.
- Please do not make any changes to your flat front door and check that the self-closer is working properly on a regular basis. In fact, it's good to get in the habit of checking it works every time you come in or go out.



If you live in a flat, these typical front door features are essential and need checking annually.



*This is an example and all door sets should be installed in line with the manufacturers' instructions.

- We also carry out quarterly checks on fire doors in the communal areas of our taller buildings over 11 metres. If you notice any damage to the fire doors in your building, please report it to us on 0300 123 3456 or www.peabody.org.uk/contact-us.
- Communal fire doors only work properly if they're kept shut so please don't wedge them open.

Keep communal areas clear and safe

✗ Communal areas are also escape routes and must be kept clear at all times.

✓ Fire safety signage and Fire Action Notices are there for your information and safety.




Keeping shared areas, such as corridors, stairways and entrance halls clear is essential as they form part of people's escape routes in the event of an emergency. Storing items, such as bikes, e-scooters, plant pots and buggies is dangerous because they:

- increase the risk of fire
- obstruct and slow down the emergency services – the longer it takes firefighters to gain access, the more out of control fires become, which puts their lives at even greater risk

Electrical sockets

In some buildings you may find electrical sockets in the communal areas. These are for equipment used by staff and contractors only to deliver services that are paid for in your rent or service charges and they must not be used by anyone else living in or visiting the building. Unauthorised misuse also means the electrical system could become overloaded which might result in a fire breaking out.

If items are found plugged in, please be aware that we'll unplug them and, if they're considered high risk or combustible, for example e-scooters, we may remove them.



What to do following a fire

- Please call us on 0300 123 3456 if there's a fire at your building
- When the fire is extinguished by the Fire Brigade, they will let you know if it's safe to go back inside
- If the Fire Brigade doesn't allow you to return to your home, please don't worry
- we'll arrange and cover the cost of temporary accommodation if you don't have friends or family you can stay with.

The strategy for your building

The strategy for your building is on the Fire Action Notice in the entrance of your building. To find out more about what the strategy means, please check the web pages below, or scan the relevant QR code:

Stay put

www.peabody.org.uk/stay-put



Evacuate

www.peabody.org.uk/full-evacuation

Other fire safety information

For more information, tips and advice on fire safety, please visit www.peabody.org.uk/fire-safety, or scan the QR code below:





45 Westminster Bridge Road
London SE1 7JB
Tel: 020 7021 4000
Email: info@peabody.org.uk
Website: www.peabody.org.uk